

Before NCS can be used a Profile must be loaded.

Select File/Load Profil from top menu bar

CHASSIS:

FG

GM

SA

VN

Choose profile

Code control unit, allow ZS reading
Expertmode

OK

Cancel

F1

F2

F3

F4

F5

F6

Select "Expertmode" then OK



CHASSIS:

FG

FA

NrcI-No.:

Once a profile is loaded the bottom buttons become selectable

Select F1 to read vehicle data first.

F1

VIN/ZCS/FA

F2

CHASSIS

F3

Choose ECU

F4

F5

F6

CHASSIS:

FG

FA

Nrcl-No.:

Select F3 to read FA from ECU.
This needs to be done before any
coding can be performed.

F1

F2

F3

F4

F5

F6

Enter ZCS

Enter FA

ZCS/FA f. ECU

Open file

Back

CHASSIS: E65 (E65)


Nrcl-No.: E3366.U

FG
FA

Choose CHASSIS [X]

- E31
- E32
- E33
- E34
- E36
- E38
- E39
- E46
- E52
- E53
- E60
- E65**
- E70

Select the model you are working with.
For this example "E65"
Select OK once highlighted



OK

Cancel

F1

F2

F3

F4

F5

F6

Enter ZCS

Enter FA

ZCS/FA f. ECU

Open file

Back



CHASSIS: E65 (E65)


Nrc1-No.: E3366.U

FG
FA

Choose ECU

- CAS
- LMA

Choose the ECU to read the Vehicle Order from.
In this example "CAS"
Select OK



OK

Cancel

F1

F2

F3

F4

F5

F6

Enter ZCS

Enter FA

ZCS/FA f. ECU

Open file

Back

CHASSIS: E65 (E65)
FG WBAGL63565DP750922
FA E65_#0904&U6SW%0668\$1CA\$202\$216\$

NrcI-No.: E3366.U

The Model, VIN and VO should then be displayed

Select "F2" to modify VO

| | | | | | |
|-----------|----------|---------------|----|-----------|------|
| F1 | F2 | F3 | F4 | F5 | F6 |
| Enter ZCS | Enter FA | ZCS/FA f. ECU | | Open file | Back |

CHASSIS: E65 (E65)


Nrcl-No.: E3366.U

FG
FA

Choose CHASSIS [X]

- E31
- E32
- E33
- E34
- E36
- E38
- E39
- E46
- E52
- E53
- E60
- E65**
- E70

Select the model you are working with.
For this example "E65"
Select OK once highlighted



OK

Cancel

F1

F2

F3

F4

F5

F6

Enter ZCS

Enter FA

ZCS/FA f. ECU

Open file

Back



Verify that the VIN is correct.
Note: last digit is a checksum
Select OK

CHA

E3366.U

FG

WBAGL63565DP750922

FA

E65_#0904&U6S'W%0668*GL63\$1CA\$20:


Enter VIN



Vin:

WBAGL63565DP750922

Calculate checksum



OK

Cancel

F1

F2

F3

F4

F5

F6

Enter ZCS

Enter FA

ZCS/FA f. ECU

Open file

Back

CHASSIS:

FG

FA

Enter FA

Attribute:

Chasis:

E65_

Add

#0904

\$1CA

\$202

\$216

\$229

\$239

\$245

\$248

\$302

\$316

\$319

\$323


\$358

OK

“Enter FA”
SA codes must
begin
With \$

Service Codes
Must begin
With +

Enter SA or
Service code
Then select
“Add”



F1

F2

F3

F4

F5

F6

Enter ZCS

Enter FA

ZCS/FA f. ECU

Open file

Back

CHASSIS:

Enter FA

Nrcl-No.:

E3366.U

FG

FA

Attribute:

\$655

Chasis:

E65_

Add

#0904

\$1CA

\$202

\$216

\$229

\$239

\$245

\$248

\$302

\$316

\$319

\$323

\$358

OK

Example

Enter \$655

Select "Add"

Scroll down

To check

F1

F2

F3

F4

F5

F6

Enter ZCS

Enter FA

ZCS/FA f. ECU

Open file

Back

CHASSIS:
FG
FA

NrcI-No.: E3366.U

Enter FA [X]

Attribute:
Chasis:

Add

- \$494
- \$496
- \$502
- \$508
- \$521
- \$522
- \$524
- \$534
- \$609
- \$620
- \$645
- \$655**
- \$672

OK

F1 Enter ZCS F2 Enter FA F3 ZCS/FA f. ECU F4 F5 Open file F6 Back

CHASSIS:
FG
FA

Enter FA

Nrcl-No.: E3366.U

Attribute:

Chasis:

+EVER


E65_

Add

- \$691
- \$693
- \$697
- \$785
- \$845
- \$850
- \$853
- \$925
- \$992
- %0668
- &U65W
- *GL63
- LEDE

OK

Example
Enter +EVER
Select "Add"
Scroll down
to check.
Select OK



F1

F2

F3

F4

F5

F6

Enter ZCS

Enter FA

ZCS/FA f. ECU

Open file

Back

CHASSIS: E65 (E65) NrcI-No.: E3366.U
FG WBAGL63565DP750922
FA E65_#0904&U6SW%0668\$1CA\$202\$216\$

After you have successfully
changed the VO you will see this
screen
Select F6 (Back)



| | | | | | |
|-----------|----------|---------------|----|-----------|------|
| F1 | F2 | F3 | F4 | F5 | F6 |
| Enter ZCS | Enter FA | ZCS/FA f. ECU | | Open file | Back |

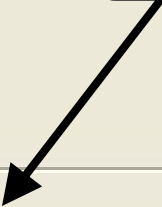


CHASSIS: E65 (E65) NrcI-No.: E3366.U
FG WBAGL63565DP750922
FA E65_#0904&U65W%0668\$1CA\$202\$2161


get coded:
ALC,ARS,ASK,CIM,DWAI,DWAS,FAS,BFS,HKL,IHKA,KOMBI,8BMOT,PDC,RLS,SASI


JOBNAME = SG_CODIEREN

Select F4
Process ECU



| | | | | | |
|------------|---------|-------------|-------------|----|----|
| F1 | F2 | F3 | F4 | F5 | F6 |
| VIN/ZCS/FA | CHASSIS | Process car | Process ECU | | |





CHASSIS: E65 IE651

Nrcl-No.: E3366.U

FG
FA


Choose ECU

get c
ALC,A
JOBN

- 8BMOT
- ALC
- ARS
- ASK
- BFS
- CAS**
- CIM
- DWAI
- DWAS
- EGS
- EMF
- FAS
- HKL

T,PDC,RLS,SASI

Select the CAS



OK

Cancel

F1

F2

F3

F4

F5


F6

Change ECU

Read ECU

Basic functions

Back to main



CHASSIS: E65 (E65) NrcI-No.: E3366.U
FG WBAGL63565DP750922
FA E65_#0904&U6SW%0668\$1CA\$202\$216\$

get coded:
CAS

JOBNAME = SG_CODIEREN
CAS.C03, A_E65CAS.IPD, CAS.PRG

Select F2
Change job



F1

F2

F3

F4

F5

F6

Change ECU

Change job


Execute job

Read ECU

Basic functions

Back to main





CHASSIS: E65 (E65)


Nrcl-No.: E3366.U

FG Choose job

FA

- JOB_ERMITTELN
- INFO
- CODIERINDEX_LESEN
- ID_LESEN
- SG_CODIEREN
- CODIERDATEN_LESEN
- FGNR_LESEN
- FGNR_LESEN_KURZ
- AE_INDEX_LESEN
- FA_READ
- FA_WRITE**
- AIF_LESEN
- SG_RESET

Select "FA_WRITE"



OK

Cancel

F1

F2

F3

F4

F5

F6

Change ECU

Change job

Execute job

Read ECU

Basic functions

Back to main



File View Help

CHASSIS: E65 (E65) NrcI-No.: E3366.U
FG WBAGL63565DP750922
FA E65_#0904&U6SW%0668\$1CA\$202\$216\$

get coded:
CAS

JOBNAME = FA_WRITE
CAS.C03, A_E65CAS.IPO, CAS.PRG

Verify Jobname is
"FA_WRITE" and CAS is
ECU selected

Select F3
Execute Job

F1

F2

F3

F4

F5

F6

Change ECU

Change job


Execute job

Read ECU

Basic functions

Back to main

Ready





CHASSIS: E65 (E65) NrcI-No.: E3366.U
FG WBAGL63565DP750922
FA E65_#0904&U65W%0668\$1CA\$202\$216\$

get coded:
CAS
Job ended
JOBNAME = FA_WRITE
CAS.C03, A_E65CAS.IPO, CAS.PRG

Select F1
Change ECU to select LM
This will ensure that new VO
is written into CAS and LM

F1

F2

F3

F4

F5

F6

Change ECU

Change job

Execute job

Read ECU

Basic functions

Back to main



CHASSIS: E66 (E65)

Nrcl-No.: E3741.U

FG Choose ECU

FA

get ca
CAS
Job e
JOBN
CAS.0

- IHKA
- KOMBI
- LMA**
- MMIGT
- NAV
- PMA
- RLS
- SASL
- SASR
- SBSL
- SBSR
- SFZ
- SHD

Select "LMA"

OK

Cancel

F1

F2

F3

F4

F5

F6

Change ECU

Change job

Execute job

Read ECU

Basic functions

Back to main

CHASSIS: E66 (E65) Nrcl-No.: E3741.U
FG WBAGN63493DR12458L
FA E66_#0902&U6GN%0449|0000000|00000|

Verify Jobname is
"FA_WRITE"
and LMA is ECU
selected

get coded:
LMA
Job ended
JOBNAME = FA_WRITE
LM_E60.COD, A_E65LM.IPO, LM_60.PRG

Select
F3
Execute Job

| | | | | | |
|------------|------------|-------------|----------|-----------------|--------------|
| F1 | F2 | F3 | F4 | F5 | F6 |
| Change ECU | Change job | Execute job | Read ECU | Basic functions | Back to main |